

SUMMER HOLIDAY HOMEWORK 2024-25

Dear Parents

The summer vacation begins from **May 16th, 2024** (Thursday) to **June 30th, 2024** (Sunday). The school will **reopen on July 1st, 2024**.

To ensure students have a productive and enriching break, besides relaxing and enjoying those little pleasures which get left behind due to busy school routine/schedule, school has prepared Holidays Homework to keep them active and observant. The calendar-based concept of holiday homework helps parents and students plan their vacations more effectively.

Holidays are a precious opportunity that allows children to embark on a journey of self-discovery and unlock new passions.

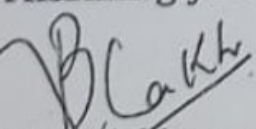
Few Guidelines

- ✓ Begin their morning with the practice of yoga, channel their energy into completing homework assignments given by teachers in the hot afternoon, and spend the pleasant evening enrolling in their favourite hobby classes. Before sleeping, impart invaluable lessons on manners, etiquette and moral values through the timeless art of storytelling.
- ✓ Spend quality time with family. Encourage your children to help with household activities.
- ✓ Motivate them to feed birds and advise them to save electricity and water. Limit their screen time, allowing usage only for subjects related to their studies.
- ✓ Encourage them to read books, whether comics, newspapers, or fairy tales.
- ✓ Sensitize your child about the rich cultural diversity of our country by visiting important places like museums, historical places etc.
- ✓ Encourage your children to exercise, play indoor games or join clubs to channel their energy and stay fit. To beat the heat, encourage them to drink plenty of water, juice or lassi.
- ✓ The children should be encouraged to converse in English and improve their handwriting. They should do the activities independently and set aside a fixed time for homework every day.

Please note:

1. The holiday homework will be assessed and graded and marks will be included in the report card. Subject teachers will notify the dates for submitting the homework.
2. PA1 Exam will be held in 2nd week of July 2024 for classes 3 to 5 and First round of Term 1 for classes 1 and 2. The date sheet of the same will be released after the summer vacation.

Thanking you


Bhakti Sharma
Incharge Jr. Wing



SHANTI GYAN NIKETAN SCHOOL
HOLIDAY HOMEWORK DAY WISE SCHEDULE (2024-2025)
CLASS - NURSERY

DATE	20/5	21/5	22/5	23/5	24/5	25/5	26/5	27/5	28/5	29/5
	MON	TUES	WED	THURS	FRI	SAT	SUN	MON	TUES	WED
WORK	Fun With Rhymes	Worksheet A (Pasting Wool)	Dance With Music	Tag The Number Activity	Conversation Day	Fun Day		Worksheet B Crumpled Paper Activity	Warm Up With Yoga	Watch Hindi Story

DATE	30/5	31/5	1/6	2/6	3/6	4/6	5/6	6/6	7/6	8/6
	THURS	FRI	SAT	SUN	MON	TUES	WED	THURS	FRI	SAT
WORK	Worksheet C Fun With Fruits	Conversation Day	Fun Day		Fun With Rhymes	Simple Counting Activity	Worksheet D Activity All About Me	Introduce Your Child Picture/Story Book	Trip To Water Park	Fun Day



DATE	9/6	10/6	11/6	12/6	13/6	14/6	15/6	16/6	17/6	18/6
	SUN	MON	TUES	WED	THURS	FRI	SAT	SUN	MON	TUES
WORK	Fun Day	Watch Rhymes + Worksheet E Body Parts	Activity: Make Different Shapes With Clay Dough	Worksheet F Finger Tip Printing	Conversation Day	Activity: Father Day Card	Fun Day		Worksheet G Lets Enjoy With Colours	Dance With Music

DATE	19/6	20/6	21/6	22/6	23/6	24/6	25/6	26/6	27/6	28/6
	WED	THURS	FRI	SAT	SUN	MON	TUES	WED	THURS	FRI
WORK	Lemonade day with parents and family	Conversation day	Trip to bal bhavan	Fun day		Worksheet h Activity: toffee jar	Story time	Explore the nature	Conversation day	Free hand drawing of flower, sun, ball etc.



SHANTI GYAN NIKETAN PUBLIC SCHOOL

CLASS NURSERY

SUMMER HOLIDAYS HOME ASSIGNMENT

FOR THE PARENTS:

Summer vacations are just round the corner. Here are some constructive & creative activities to keep our little ones buzzing like busy bees.

Let the tiny one explore their creativity under your guidance.

- **Pattern:**

Standing lines, sleeping lines, slanting lines. Let the child practice patterns with the help of pencil

- **VOCABULARY & CONVERSATION**

- Picture reading
- Encourage your child to converse in English.
- Good morning, good afternoon, good evening, goodnight, sorry, thankyou, please, and may I.

- **NUMBER WORK**

- Tag the numbers : This game gives kid a chance to move. Tape up numbers on the wall (or write them on whiteboard). Then have kids roll a dice and sum the tag numbers that comes up. You would need paper with numbers written on it and a tape.
- Simple Counting Activity : Here is a fun and simple counting activity for children.

It will develop your child's familiarity with numbers.

Material Activity:

- Cup cake liners
- Marker
- Pompoms
- Tongs or tweezers (optional)

Procedure:

Take two or three cupcake liners with 1 and 2 written inside. Count the pompoms and add them to the cupcake liners. You will find, automatically child will recognize a number without counting it. Making mistakes is positive and we certainly learn from them. Check their work and next challenge is to see if they can fix them.

- Learn Self Introduction daily.

Lemonade Day: (19.6.24)

Let's enjoy summer with Lemonade.

- First, put two scoops of lemonade powder into a cup.
- Add 1 cup of water.
- Stir the powder and water together.
- Add ice and enjoy the lemonade.

Father's day: Celebrate 'Father's day' by making a beautiful card for your father.







(5.5.24)

Explore the nature: Whether climbing a mountain or strolling through a garden, nature invites us to slow down and marvel at its splendour.

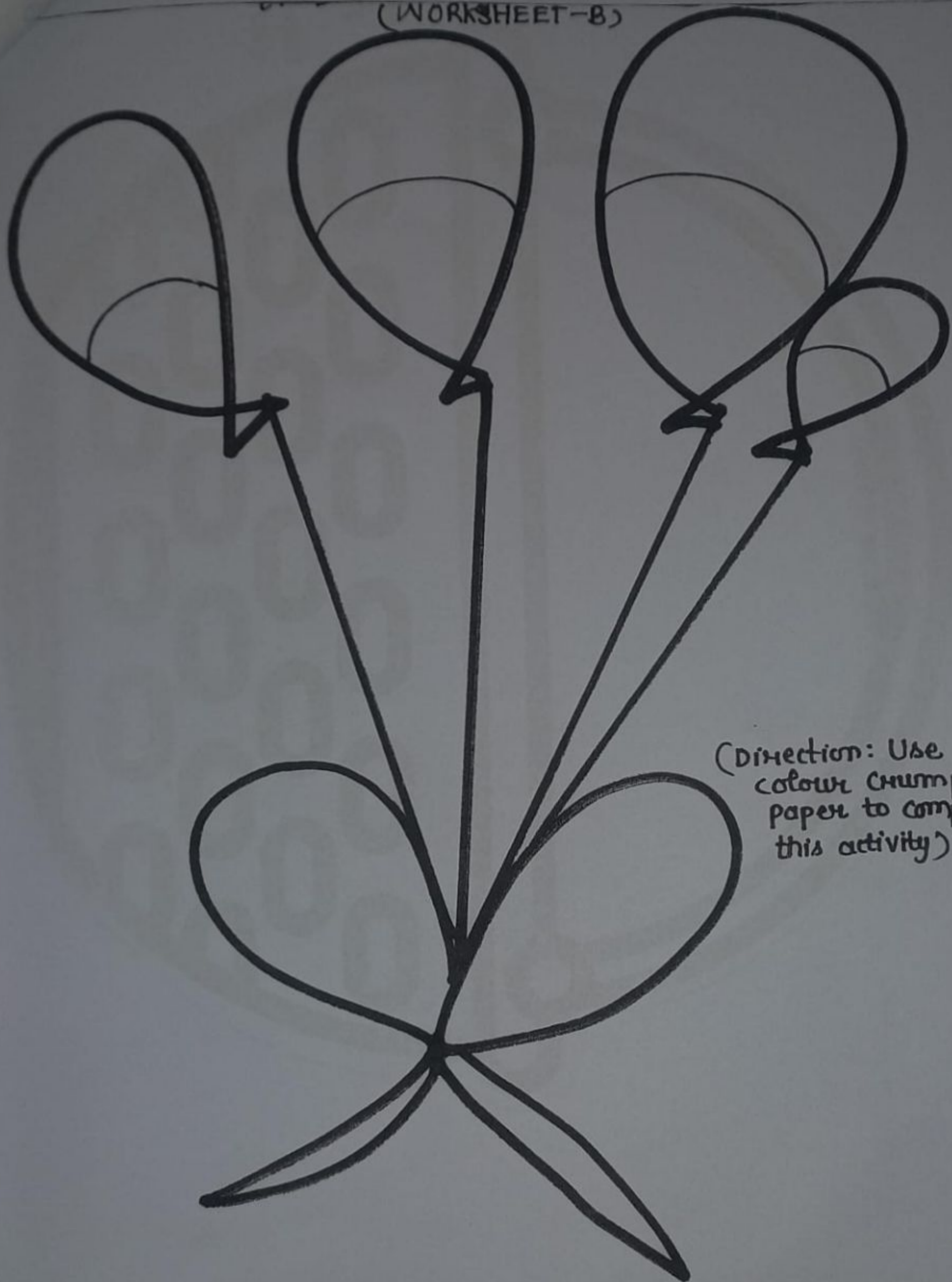
Go on a nature walk or create nature art using natural materials such as leaves, flowers and sticks to create art.

Direction:

Direction: Paste black wool to make standing, sleeping and slanting lines.




(WORKSHEET-8)



(Direction: Use multi-colour crumpled paper to complete this activity)

(WORKSHEET)




Direction:
Fill this
basket
with fruits
(pictures)

ALL About ME

(WORKSHEET - D)

My name is


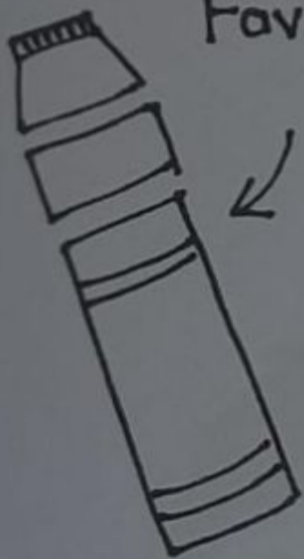


My birthday is




.....

Favourite Colour




My Favourite cartoon character :


My Body Parts



Cut out pieces and complete the picture given above.



Direction: Finger Tip Printing
(WORKSHEET- F)



(WORKSHEET-9)
COLOUR IT

