

SUMMER HOLIDAY HOMEWORK 2024-25

Dear Parents

The summer vacation begins from **May 16th, 2024** (Thursday) to **June 30th, 2024** (Sunday). The school will **reopen on July 1st, 2024**.

To ensure students have a productive and enriching break, besides relaxing and enjoying those little pleasures which get left behind due to busy school routine/schedule, school has prepared Holidays Homework to keep them active and observant. The calendar-based concept of holiday homework helps parents and students plan their vacations more effectively.

Holidays are a precious opportunity that allows children to embark on a journey of self-discovery and unlock new passions.


Few Guidelines

- ✓ Begin their morning with the practice of yoga, channel their energy into completing homework assignments given by teachers in the hot afternoon, and spend the pleasant evening enrolling in their favourite hobby classes. Before sleeping, impart invaluable lessons on manners, etiquette and moral values through the timeless art of storytelling.
- ✓ Spend quality time with family. Encourage your children to help with household activities.
- ✓ Motivate them to feed birds and advise them to save electricity and water. Limit their screen time, allowing usage only for subjects related to their studies.
- ✓ Encourage them to read books, whether comics, newspapers, or fairy tales.
- ✓ Sensitize your child about the rich cultural diversity of our country by visiting important places like museums, historical places etc.
- ✓ Encourage your children to exercise, play indoor games or join clubs to channel their energy and stay fit. To beat the heat, encourage them to drink plenty of water, juice or lassi.
- ✓ The children should be encouraged to converse in English and improve their handwriting. They should do the activities independently and set aside a fixed time for homework every day.

Please note:

1. The holiday homework will be assessed and graded and marks will be included in the report card. Subject teachers will notify the dates for submitting the homework.
2. PA1 Exam will be held in 2nd week of July 2024 for classes 3 to 5 and First round of Term 1 for classes 1 and 2. The date sheet of the same will be released after the summer vacation.

Thanking you


Bhakti Sharma
Incharge Jr. Wing



SHANTI GYAN NIKETAN SCHOOL
HOLIDAY HOMEWORK DAY WISE SCHEDULE (2024-2025)
CLASS - III

DATE	20/5	21/5	22/5	23/5	24/5	25/5	26/5	27/5	28/5	29/5
	MON	TUES	WED	THURS	FRI	SAT	SUN	MON	TUES	WED
WORK	English – Activity 1	Hindi – Activity 1	Maths – Activity 1 Art/ Craft – Activity 1	S.St – Activity 1	Science - Activity 1			English – Activity 2	Hindi – Activity 2	Maths– Activity2 Computer –Activity 1


DATE	30/5	31/5	1/6	2/6	3/6	4/6	5/6	6/6	7/6	8/6
	THURS	FRI	SAT	SUN	MON	TUES	WED	THURS	FRI	SAT
WORK	S.St – Activity 2	Science - Activity 2			English – Activity 3	Hindi – Activity 3	Maths – Activity 3 GK – Activity 1	S.St – Activity 3	Science – Activity 3	





DATE	9/6	10/6	11/6	12/6	13/6	14/6	15/6	16/6	17/6	18/6
	SUN	MON	TUES	WED	THURS	FRI	SAT	SUN	MON	TUES
WORK		English – Activity 4	Hindi – Activity 4	Maths – Activity 4 Art/ Craft – Activity 2	S.St – Activity 4	Science – Activity 4			English – Activity 5	Hindi – Activity 5

DATE	19/6	20/6	21/6	22/6	23/6	24/6	25/6	26/6	27/6	28/6
	WED	THURS	FRI	SAT	SUN	MON	TUES	WED	THURS	FRI
WORK	Maths – Activity 5 Computer – Activity 2	S.St – Activity 5	Science – Activity 5			English – Activity 6	Hindi – Activity 6	Maths – Activity 6 GK – Activity 2	S.St – Activity 6	Science – Activity 6



HOLIDAY HOMEWORK
CLASS 3
SESSION 2024-25

ENGLISH

Activity 1: Story time:-“One is never alone when one is with books”. Read the story of your choice, after reading make a stick puppet of your favourite character.

Activity 2: Learn Poem "A Was an Ant "with actions for recitation assessment. (5 marks)

Activity 3: Write poem "If I Could Be An Astronaut "and draw colourful pictures. (Do this work in English notebook)

Activity 4: Project - Make a beautiful crown for your Father on Father's Day. Paste his picture wearing that crown on an A4 size sheet and write at least 10 lines about him. (5 Marks)

Activity 5: Revise Lesson-1 "Rekha's New Friend "of literature . (All the book and notebook exercises)

Activity 6: Do grammar worksheet neatly and revise lessons 3, 5 and 6 of grammar book.

HINDI

Activity 1: प्रोजेक्ट (5 अंक)

रोलन. 1 - 20 : स्क्रेप फाइल में अपनी माँ का चित्र चिपकाओ और उन पर पाँच वाक्य लिखो।

रोलन. 21 - 40 : स्क्रेप फाइल में पाँच जानवरों के चित्र लगाकर उनके बारे में तीन-तीन वाक्य लिखो।

Activity 2: सब्जेक्ट एनरिचमेंट (5 अंक) हिम्मत कभी न हारे कविता मौखिक वाचन के लिए याद करो।

Activity 3: अनुच्छेद मेरा जन्मदिन अपनी हिंदी की कॉपी में लिखो और चित्र चिपकाओ। (व्याकरण पेज न. 92, 93)

Activity 4: गुंजन पाठ 2 और 5 की पुनरावृत्ति करो।

Activity 5: अनुच्छेद मेरा परिवार अपनी हिंदी की कॉपी में लिखो और चित्र चिपकाओ। (व्याकरण पेज न. 91, 92)

Activity 6: व्याकरण पाठ 1, 2 और 3 की पुनरावृत्ति करो।

MATHS

Note : Do the given work in Maths practice notebook.

Activity 1 : Do Worksheet -1 + write counting 1001 to 2000.

Activity 2 : Do Worksheet -2 + write counting 2001 to 3000.

Activity 3 : Project (10 marks) Do it in Maths fair notebook.

Make an 'Abacus' of given numbers 3642 , 2340 , 6309.

For help sample pictures will be given with holidays homework on WhatsApp .(Use your own creativity.)

Activity 4 : Make a beautiful wall hanging using different simple shapes such as square, rectangle, triangle and circle. Decorate it with mirrors, ribbons, beads etc.

Activity 5 : Do worksheet -3 + write Roman numbers 1 -10 (refer page 22 of Maths book.)

Activity 6 : Do 5 sums of addition and 5 sums of subtraction (4 digit numbers) + Learn and write tables from 2 to 15 .

SOCIAL STUDIES

Activity 1 : Learn chapter 1 from book and notebook and practice diagram of solar system.

Activity 2 : Learn chapter 2 from book and notebook and practice diagrams of globe, compass and directions.

Activity 3 : Let's do some research- choose any one planet. Paste its picture on an A4 size sheet and answer the following questions:

- Planet name-
- Number of moons -
- Distance from Sun-
- Another name of planet (if any)-
- What is planet made up of?

Activity 4 : Do worksheet given with this HW.

Activity 5 : Project (10 marks)

Roll no. 1 to 20 : Make a Solar System (using thick cardboard, newspaper or plastic balls).

Roll no. 21 to 40 : Make a Globe.

3

Activity 6 : Make a compass using cardboard showing all four directions. Make a needle pointing towards North direction. (Ex-E of pg 18)

SCIENCE

Activity 1 : Take two jars and fill soil in them. Sow some seeds in both the jars. Keep them in sunlight and water both the jars regularly. After a few days, when plants grow, cover one of the two jars and put another in the open. See what happens. Observe the changes and click the photographs and paste them in your scrap file, also write down your observations.

Activity 2 : Learn the question and answer, definition and book exercise of Ch-1

Activity 3 : Learn the book exercise and definitions of Ch-2.

Activity 4 : Make a greeting card using leaf designs. Use a leaf, paper and crayons.

Activity 5 : On an A-3 sheet draw and label the following diagram:-

Roll no.1-5 Parts of a plant

Roll no. 6 – 10 Digestive system

Roll no. 12 – 15 Respiratory system

Roll no. 16-20 Taproot and fibrous root

Roll no. 21-25 Parts of a leaf

Roll no. 26-30 Photosynthesis

Roll no. 31 - 35 Food chain

Roll no. 36 - 40 Digestive system

Activity 6 : Complete the project work.

GENERAL KNOWLEDGE (GK)

Activity 1 : Complete and learn pages 1 to 9 and learn it.

Activity 2 : Complete and learn pages 10 to 19 and learn it.

COMPUTER

Activity 1 : Read Ch - 1 and 2 (twice thoroughly) and complete back exercises of Ch – 1 and 2.

Activity 2 : Type the poem HICKORY DICKORY DOCK and save the document as "My Poem" and colour the heading and format the poem by using all the features of MS WORD. Take a screenshot and send it on the WhatsApp of your computer teacher.

ART AND CRAFT

Activity 1 : Draw & colour following festivals in your drawing file :

ROLL NO.-----FESTIVALS

1 To 7-----15th August & Raksha Bandhan

8 To 14-----Janmashtami & 2nd October (Shastri / Gandhi Jayanti)

15 To 21-----Dussehra & Diwali Festival

22 To 28-----Children`s Day & Christmas Festival.

29 To 35-----Lohri & 26th January

36 To 42-----Basant Panchami & Holi

Activity 2 : Prepare a Father`s Day card .

Note-

- Complete 25 pages of Cursive Writing book .(write one page daily).
- प्रतिदिन सुलेखमाला पुस्तक का एक पृष्ठ करो व सुलेख में आए कठिन शब्दों को याद करो और लिखो।
- **International Day of yoga is on 21-6-2024.** Make a short video of yours performing simple asanas, pranayam (breathing yoga) OR Surya Namaskar. (Wear white t-shirt and black shorts while making your video or clicking pictures and yoga mat is must).**Send it to your class teacher till 14-6-2024.**

Note: A. Wear White T-shirt and Black Shorts while making your video or clicking photos.
B. Perform Yoga Asanas on your Yoga Mats only.

- Learn complete syllabus done so far in all subjects for Periodic Assessment (PA-1) to be held in July 2024.

ENGLISH GRAMMAR WORKSHEET

(Nouns, Singular and Plural, Gender)

Class- III

I. Underline the common nouns and circle the proper nouns in the given sentences.

1. My birthday is in December.
2. My father reads 'The Times of India' in the morning.
3. Vishu and Vishal play cricket in the park.
4. I will visit Europe in January.
5. The school remains closed on Saturdays.
6. She stays in Ranchi.
7. The play is written by Shakespeare .
8. The Taj Mahal is in Agra.
9. Rahul came first in the race.
10. My parents are from Kolkata.

II. Match Column A with Column B to make correct collective nouns.

	A	B
1.	A herd of	fish
2.	A school of	chocolates
3.	An army of	wolves
4.	A bar of	cows
5.	A pack of	flowers
6.	A swarm of	singers
7.	A bouquet of	sheep
8.	A flock of	bees
9.	A choir of	players
10.	A team of	cards
11.	A pack of	soldiers

III. Write Plural or Singular form to complete each sentence.

- 1. The _____ (leaf) of the tree have dried up.
- 2. The _____ (babies) played in the cot.
- 3. The _____ (benches) needed repair.
- 4. The _____ (fairy) were trapped by the witch.
- 5. His _____ (tooth) have decayed.
- 6. The _____ (armies) fought bravely.
- 7. The _____ (children) finished his lunch on time.

IV. Change the nouns in Masculine gender to Feminine gender and Feminine gender to Masculine gender.

- 1. The new actress is my sister
- 2. My mother has gone to the market.
- 3. The daughters took care of their mothers.
- 4. The princess had a pet tigress.
- 5. Madam, those girls are talking in the class.
- 6. The gentleman was praying.
- 7. The horse jumped over the fence.
- 8. The boy looked happily at the lion.

V. Write Masculine or Feminine nouns for the given.

- | | | | | | |
|---------------|---|-------|--------------|---|-------|
| 1. Bull | - | _____ | 7. Actress | - | _____ |
| 2. Friend | - | _____ | 8. Emperor | - | _____ |
| 3. Bridegroom | - | _____ | 9. Host | - | _____ |
| 4. Vixen | - | _____ | 10. Daughter | - | _____ |
| 5. Princess | - | _____ | 11. Mother | - | _____ |
| 6. Goose | - | _____ | 12. Wife | - | _____ |

Q1. Write the number.

- a) 5 thousands + 7 hundreds + 2 tens + 3 ones =
- b) $2000 + 400 + 60 + 1 =$
- c) Three thousand three hundred thirty three =

Q 2. Write the number names.

- a) 4508 =
- b) 7845 =
- c) 1368 =

Q 3. Write the expanded form.

- a) 9865 =
- b) 2058 =

Q 4. Write the place value of 9 in each.

- a) 4789 =
- b) 1915 =
- c) 8096 =

Q 5. Rewrite the same numbers in ascending as well as in descending order.

- a) 1265, 7625, 2675, 6175
- b) 2659, 2859, 2759, 6592

Q 1. Compare each pair of numbers and put $>$, $<$ or $=$.

- a) 4129 6468
- b) 2266 2466
- c) 4123 4123
- d) 863 860

Q 2. a) Write largest 4 digit number =

b) Write smallest 2 digit number =

Q 3. Fill in the blanks.

- a) 1 more than 986 =.....
- b) 1000 more than 357 =
- c) 10 less than 2574 =

Q.4. Circle the odd number and cross the even numbers.

1026, 1977, 1454, 5430

6543, 7659, 5648, 1241.

Q.5 Round off to nearest 10

- 1)13
- 2)89
- 3)25
- 4)86
- 5)24

Q 1. Fill ups

1) $36 + \dots = 37$

2) Successor of 86 =

3) $10 + 7 = 7 + \dots$

4) $\dots + 78 = 78$

5) $\dots + 99 = 100$

Q.2 Add by expanding numbers.

1) $34 + 56$

2) $14 + 63$

3) $44 + 13$

4) $50 + 42$

Q3 . Write in column and add

1) $6754 + 2346$

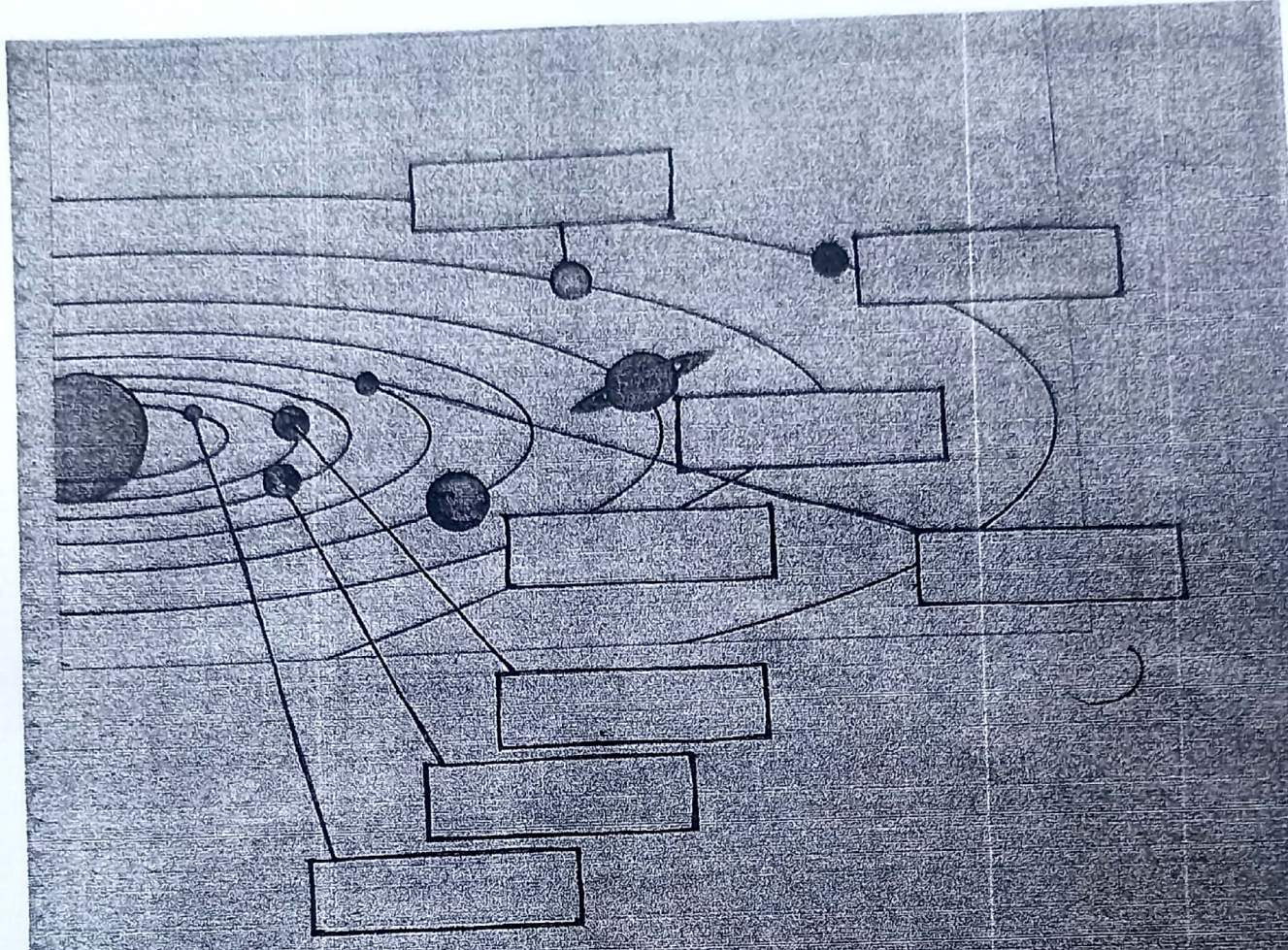
2) $457 + 789$

3) $4389 + 877$

4) $5670 + 761$

5) $6548 + 333$

S.ST. WORKSHEET



- This is our solar system. All the eight planets are shown here. Write the names of all the planets in the boxes.
- Circle the only planet on which life is possible.
- Name the smallest planet. _____
- Name the largest planet. _____
- Which planet is nearest to the Sun? _____