

**SUMMER HOLIDAY HOMEWORK 2024-25**

Dear Parents

The summer vacation begins from **May 16<sup>th</sup>, 2024** (Thursday) to **June 30<sup>th</sup>, 2024** (Sunday). The school will **reopen on July 1<sup>st</sup>, 2024**.

To ensure students have a productive and enriching break, besides relaxing and enjoying those little pleasures which get left behind due to busy school routine/schedule, school has prepared Holidays Homework to keep them active and observant. The calendar-based concept of holiday homework helps parents and students plan their vacations more effectively.

Holidays are a precious opportunity that allows children to embark on a journey of self-discovery and unlock new passions.


**Few Guidelines**

- ✓ Begin their morning with the practice of yoga, channel their energy into completing homework assignments given by teachers in the hot afternoon, and spend the pleasant evening enrolling in their favourite hobby classes. Before sleeping, impart invaluable lessons on manners, etiquette and moral values through the timeless art of storytelling.
- ✓ Spend quality time with family. Encourage your children to help with household activities.
- ✓ Motivate them to feed birds and advise them to save electricity and water. Limit their screen time, allowing usage only for subjects related to their studies.
- ✓ Encourage them to read books, whether comics, newspapers, or fairy tales.
- ✓ Sensitize your child about the rich cultural diversity of our country by visiting important places like museums, historical places etc.
- ✓ Encourage your children to exercise, play indoor games or join clubs to channel their energy and stay fit. To beat the heat, encourage them to drink plenty of water, juice or lassi.
- ✓ The children should be encouraged to converse in English and improve their handwriting. They should do the activities independently and set aside a fixed time for homework every day.

**Please note:**

1. The holiday homework will be assessed and graded and marks will be included in the report card. Subject teachers will notify the dates for submitting the homework.
2. PA1 Exam will be held in 2<sup>nd</sup> week of July 2024 for classes 3 to 5 and First round of Term 1 for classes 1 and 2. The date sheet of the same will be released after the summer vacation.

Thanking you

  
Bhakti Sharma  
Incharge Jr. Wing

**SUMMER  
VACATION**





**SHANTI GYAN NIKETAN SCHOOL**  
HOLIDAY HOMEWORK DAY WISE SCHEDULE (2024-2025)  
CLASS - 1



DATE	20/5	21/5	22/5	23/5	24/5	25/5	26/5	27/5	28/5	29/5
	MON	TUES	WED	THURS	FRI	SAT	SUN	MON	TUES	WED
WORK	ENGLISH ACTIVITY-1 MATHS ACTIVITY-1	EVS ACTIVITY-1 HINDI ACTIVITY-1	ENGLISH ACTIVITY-2 MATHS ACTIVITY-2	EVS ACTIVITY-2 HINDI ACTIVITY-2	MATHS ACTIVITY-3 ART & CRAFT ACTIVITY-1	FUN DAY		EVS ACTIVITY-3 HINDI ACTIVITY-3	ENGLISH ACTIVITY-3 MATHS ACTIVITY-4	G.K. LEARN ACTIVITY-1 ACTIVITY-2

DATE	30/5	31/5	1/6	2/6	3/6	4/6	5/6	6/6	7/6	8/6
	THURS	FRI	SAT	SUN	MON	TUES	WED	THURS	FRI	SAT
WORK	EVS ACTIVITY-4 HINDI ACTIVITY-4	ENGLISH ACTIVITY-4 MATHS ACTIVITY-5	FUN DAY		EVS ACTIVITY-5 HINDI ACTIVITY-5	ENGLISH ACTIVITY-5 MATHS ACTIVITY-6	EVS ACTIVITY-6 HINDI ACTIVITY-6	ENGLISH ACTIVITY-6 MATHS ACTIVITY-7	ART & CRAFT ACTIVITY-2	






DATE	9/6	10/6	11/6	12/6	13/6	14/6	15/6	16/6	17/6	18/6
	SUN	MON	TUES	WED	THURS	FRI	SAT	SUN	MON	TUES
WORK	Fun Day	EVS ACTIVITY-7 HINDI ACTIVITY-7	ENGLISH ACTIVITY-7 MATHS ACTIVITY-8	EVS ACTIVITY-8 HINDI ACTIVITY-8	ENGLISH ACTIVITY-8 MATHS ACTIVITY-9	HINDI ACTIVITY-9 GK-LEARN ACTIVITY-3 ACTIVITY-4	FUN DAY		ENGLISH ACTIVITY-9 MATHS ACTIVITY-10 PROJECT	HINDI ACTIVITY-10 MATHS ACTIVITY-10 PROJECT

DATE	19/6	20/6	21/6	22/6	23/6	24/6	25/6	26/6	27/6	28/6
	WED	THURS	FRI	SAT	SUN	MON	TUES	WED	THURS	FRI
WORK	ENGLISH ACTIVITY-10 MATHS ACTIVITY-10 PROJECT	EVS ACTIVITY-9 HINDI ACTIVITY-11	ART & CRAFT ACTIVITY-3	FUN DAY		EVS ACTIVITY-10 ENGLISH ACTIVITY-11	EVS ACTIVITY-11 HINDI WORKSHEET-12	EVS ACTIVITY-12 ENGLISH ACTIVITY-12	ART & CRAFT ACTIVITY-4 GK-LEARN ACTIVITY-5 ACTIVITY-6 ACTIVITY-7	ART & CRAFT ACTIVITY-5

➤ Note: Revise syllabus of all subjects done so far.  
➤ Do the given work off all subjects in three-in-one



**HOLIDAYS HOMEWORK**  
**CLASS - I**

**SUBJECT: ENGLISH**

Activity 1 - Read L-1 thoroughly.

Activity 2 - Read L-2 thoroughly.

Activity 3 - Daily learn and give dictation of any 5 words.

Activity 4 - Grammar - Revise Lesson-1.

Activity 5 - Grammar - Revise Lesson-2.

Activity 6 - Grammar - Revise Lesson-3.

Activity 7 - Learn poem "Miss Polly".

**Activity 8 : Make a beautiful chart and flash card according to the given roll numbers.**

<b>Roll no.</b>	<b>Activity</b>
1 - 10	Naming words (Noun ). [chart]
11 - 20	Vowels and consonants. [flash cards]
21 - 30	One and many. [chart]
31 - 38	Miss polly (Poem). [chart]

**SUBJECT: G.K.**

Activity 1 - What is the name of your school?

Ans - Shanti Gyan Niketan

Activity 2 - What is the name of our School Chairman?

Ans - Mr. Surinder Khurana

Activity 3 - What is the name of our Managing Director?

Ans - Mr. Raj Kumar Khurana

Activity 4 - What is the name of your Head Mistress?

Ans - Ms. Bhakti Sharma

Activity 5 - What is the name of your Class Teacher?

Ans - \_\_\_\_\_

Activity 6 - What is the name of our Prime Minister?

Ans - Sh. Narendra Modi

Activity 7 - What is the name of our President?

Ans - Smt. Droupadi Murmu

## SUBJECT: MATHS

- Activity 1 - Write counting 1 to 100.
- Activity 2 - Write counting 101 to 200.
- Activity 3 - Write and learn table of 2.
- Activity 4 - Write and learn Number names 1 to 50.
- Activity 5 - Do worksheet 1 After, Before & Between.
- Activity 6 - Do worksheet 2 Smallest to Biggest numbers.
- Activity 7 - Do reverse counting 50 to 1.
- Activity 8 - Do worksheet 3 'Biggest to smallest numbers.
- Activity 9 - Do worksheet 4 Number Names.
- Activity 10 - Make a beautiful project on Shapes & patterns

**Roll No 1 - 10 - Beautiful scene**

**Roll No 11 - 20 - Collage / Rangoli with shapes**

**Roll No 21 - 30 - Wall Hanging**

**Roll No 31 - 38 - Flash Cards of any Two shapes with their objects.**

## SUBJECT: EVS

- Activity 1 - Learn 10 sentences on Myself
- Activity 2 - Read Ch-2 thoroughly and learn all exercises.
- Activity 3 - Read Ch-3 thoroughly and learn all exercises.
- Activity 4 - Do worksheet 1 and paste it in EVS notebook.
- Activity 5 - Do worksheet 2 and paste it in EVS notebook.
- Activity 6 - Make a beautiful badge for your father on the occasion of Father's Day. Also wish him and click a photograph of the moment.
- Activity 7 - Paste pictures of things we use to clean our body.
- Activity 8 - Paste pictures of activities we do with our hands and legs.
- Activity 9 - Make an image with the help of foot printing.
- \* Activity 6,7,8,9 to be done on coloured A-4 size sheets.**
- Activity 10 - Project
- Activity 11 - Project
- Activity 12 - Project

### I Term (Round 1) Project (5 Marks)

***\*Make big and beautiful cutouts according to your roll no.***

<b>Roll no.</b>	<b>Topic</b>
1 - 8	Activities we do with our hands. (refer page. -11)
9 - 16	Activities we do with our legs. (refer page. no. -11)
17 - 24	Activities we do to keep our body clean. (refer page. no. - 16)
25 - 32	Activities we do to keep our body healthy and fit. (refer page - 17)
33 - 40	Sense organs.

**SUBJECT: COMPUTER**

**Activity 1** - Read and revise lessons 1 and 2 also complete the back exercises in book.

**Activity 2** - Use MS-Word and type all letters from (A-Z) and numbers (1-50). Take a printout and bring it.

**SUBJECT: ART & CRAFT**

Activity 1- Do page-5 in Wonderland in Art book.

Activity 2- Make a beautiful card for your father and give it to him on Father's day.  
(PASTE IT IN FILE AFTER THAT)

Activity 3- Draw and colour scenery using different shapes (DO THIS WORK IN YOUR ART  
N CRAFT FILE)

Activity 4- Make a Pen Stand from waste material.

Activity 5 - Do page - 7 in Wonderland in Art book.

# Worksheet-1

What Comes after, Before and Between:-

After:-

3

16

34

13

9

20

42

37

12

25

40

46

Before:-

8

19

30

48

10

27

33

50

17

22

31

14

Between:-

2  4

20  22

33  35

9  11

25  27

36  38

11  15

30  32

39  41

43  45

47  49

# Worksheet-2

II. Write the number in order to start from smallest to biggest:-

a) 13

3

20

35

\_\_\_\_\_

\_\_\_\_\_

\_\_\_\_\_

\_\_\_\_\_

b) 5

48

35

12

- |    |       |       |       |       |
|----|-------|-------|-------|-------|
|    | 10    | 28    | 19    | 43    |
|    | _____ | _____ | _____ | _____ |
| d) | 40    | 33    | 7     | 21    |
|    | _____ | _____ | _____ | _____ |
| e) | 19    | 14    | 23    | 46    |
|    | _____ | _____ | _____ | _____ |

### Worksheet-3

III. Write the number in order to start from biggest to smallest:-

- |    |       |       |       |       |
|----|-------|-------|-------|-------|
| a) | 22    | 9     | 17    | 14    |
|    | _____ | _____ | _____ | _____ |
| b) | 41    | 48    | 29    | 13    |
|    | _____ | _____ | _____ | _____ |
| c) | 15    | 20    | 45    | 33    |
|    | _____ | _____ | _____ | _____ |
| d) | 22    | 18    | 38    | 20    |
|    | _____ | _____ | _____ | _____ |
| e) | 30    | 25    | 8     | 12    |
|    | _____ | _____ | _____ | _____ |

### Worksheet-4

IV. Write the number names:-

- |    |       |    |       |
|----|-------|----|-------|
| 3  | _____ | 38 | _____ |
| 12 | _____ | 40 | _____ |
| 25 | _____ | 46 | _____ |
| 20 | _____ | 50 | _____ |



Match the number with number names:-

9

Forty seven

28

Thirty three

33

Nine

47

Twelve

12

Twenty eight

# हिन्दी

Activity 1. स्वर और व्यंजन याद करें।

Activity 2. आ मात्रा के शब्द याद करें और लिखें।

Activity 3. कविता याद करो :-

1. हम बच्चे + इ मात्रा समान लय शब्द
2. चुनमुन बंदर + ई मात्रा समान लय शब्द

Activity 4. इ मात्रा के शब्द याद करें और लिखें।

Activity 5. ई मात्रा के शब्द याद करें और लिखें।

Activity 6. रचनात्मक लेखन गाजर याद करो।

Activity 7. सुलैख माला में पृष्ठ - 2, 3 पूरे करो।

Activity 8. व्यंजन और मात्रा को जोड़कर शब्द बनाएँ।

1. गा + ज + र = \_\_\_\_\_

2. टि + क + ट = \_\_\_\_\_

3. झि + ल + मि + ल = \_\_\_\_\_

4. ट + मा + ट + र = \_\_\_\_\_

5. ता + ला = \_\_\_\_\_

6. म + छ + ली = \_\_\_\_\_

इ (ई) मात्रा + ई (ी) मात्रा लगाकर शब्द  
पूरा करो।

1. गलास - \_\_\_\_\_

2. हरन - \_\_\_\_\_


3. गरम - \_\_\_\_\_

4. नम - \_\_\_\_\_

5. वमान - \_\_\_\_\_

6. धरत - \_\_\_\_\_

Activity 10 वर्कशीट - स्वर पूरे करो।



अ



□



□



□



□



□



□



□




□



□



□



□

वर्कशीट - व्यंजन  
खाली स्थान भरिए -

क

ग

ङ

छ

झ

ट

ड

ण

थ

ध

प

ब

र

व

श

ह

त्र

श्र


Activity 12. चित्र देखकर नाम लिखो :-

1.



\_\_\_\_\_

2.




\_\_\_\_\_

3.



\_\_\_\_\_

4.



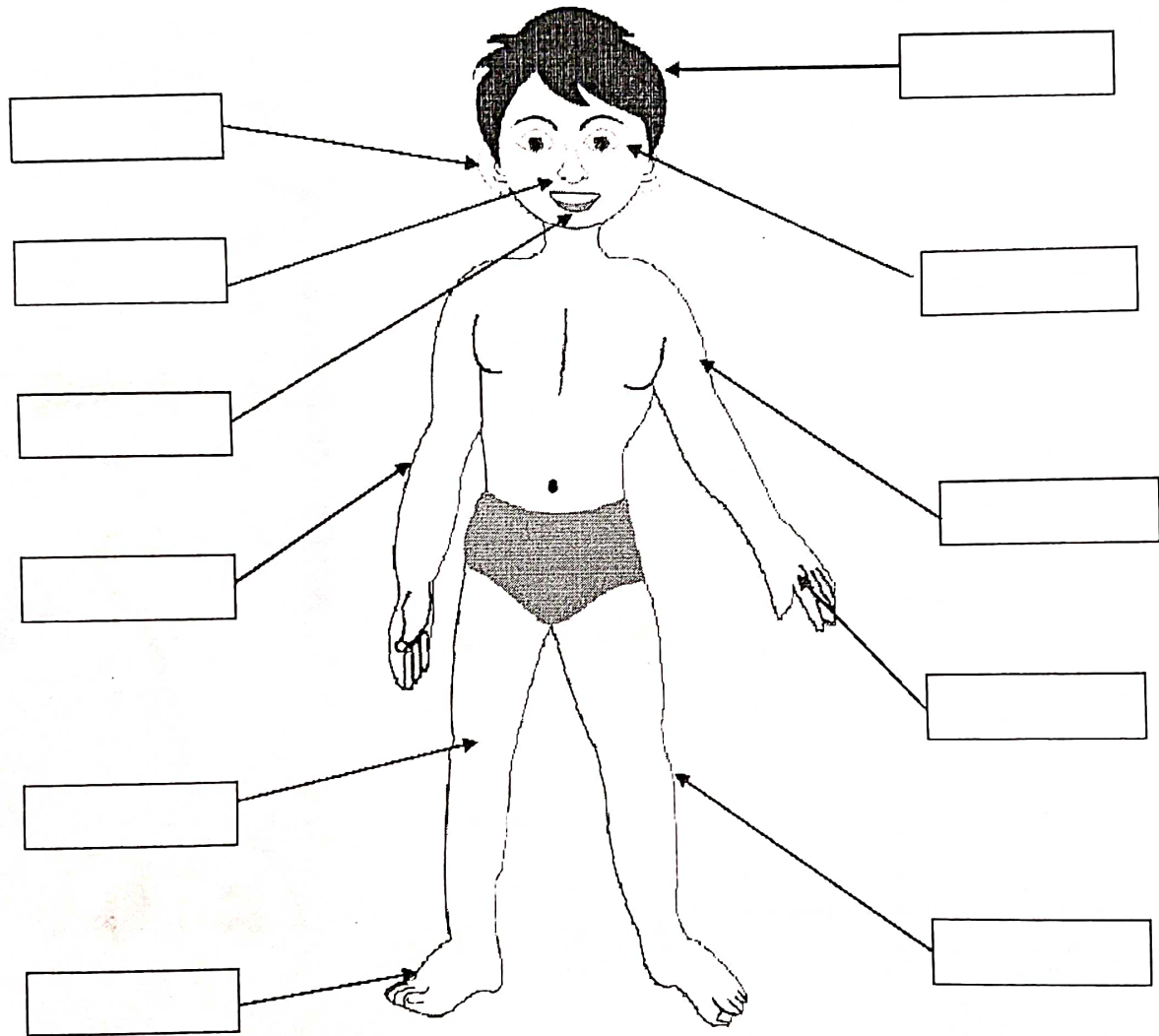
\_\_\_\_\_

Name: \_\_\_\_\_

K

### My Body Worksheet - I

Look at the bellow picture and use the word bank of at bottom of the page to help label the different part of the body.



Hair	Eye	Leg	Arm	Nose
Mouth	Hand	Ear	Knee	Elbow
		Foot		

NAME: \_\_\_\_\_

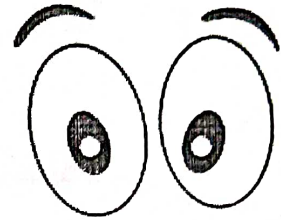
# My Body

WORKSHEET-II

Write the words from the box that matches the correct action for each body part.

listen      touch      see      taste      smell


We \_\_\_\_\_ with our



We \_\_\_\_\_ with our




We \_\_\_\_\_ with our



We \_\_\_\_\_ with our



We \_\_\_\_\_ with our



A C EFGH J K L M N P R S T U V W X Y Z

Name: \_\_\_\_\_

# ABC Order

Write the words in alphabetical order.

- |    |       |       |       |
|----|-------|-------|-------|
| 1. | apple | goat  | boat  |
|    | _____ | _____ | _____ |
| 2. | frog  | egg   | duck  |
|    | _____ | _____ | _____ |
| 3. | cap   | bull  | light |
|    | _____ | _____ | _____ |
| 4. | kite  | igloo | jump  |
|    | _____ | _____ | _____ |
| 5. | zoo   | rat   | sail  |
|    | _____ | _____ | _____ |



## Activity - 10

Write in the correct vowel sound to complete each word

Vowels

a

e

i

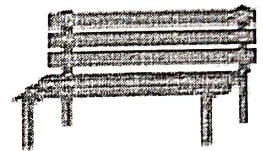
o

u

1) \_ pple




5) b \_ nch



2) s \_ t




6) v \_ n




3) d \_ g




7) b \_ s



4) r \_ d



8) p \_ g






NAME

Activity - II DATE

### BEGINNING CONSONANTS


Fill in the blanks with correct letters beginning with consonant sounds.




\_anana




\_an



\_ap



\_uck



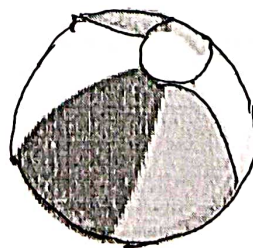
\_og



\_ango



\_iraffe



\_all

# Activity - 12



## Rhyming Words

"Match the Pairs". Find two words that rhyme and do finger printing in them with the same colour.

