



# SHANTI GYAN NIKETAN SCHOOL

## SUMMER HOLIDAY HOMEWORK 2025-26

Dear Parents,

Summer vacation for the session 2025-26 will begin from Friday, **May 16, 2025** and school will reopen on Tuesday, **July 1, 2025**. This break offers a wonderful chance for children to unwind, rejuvenate and discover themselves beyond academics.

To make this vacation meaningful and engaging, the school has curated a set of thoughtful Holiday Homework Activities based on a **Calendar system**, which will help children maintain a structured routine while enjoying their holidays.

This year, we are excited to introduce a '**Good Deeds Day Bingo Card**' along with the holiday homework. This cheerful activity card encourages students to perform small acts of kindness—whether it's feeding a stray, helping elders, planting a sapling or saying "thank you" to a community helper. These simple actions help nurture empathy, responsibility and social awareness in our young learners and instill the joy of giving from a young age. After doing a good deed, make a tick mark in the bingo card. Let us know how many good deeds you have made!

### A Few Summer Guidelines for Parents:

- Begin your child's day with yoga and mindfulness to energize them for the day ahead.
- Allocate time in the afternoon for completing their holiday homework independently.
- Encourage storytelling sessions in the evening to develop moral values and listening skills.
- Involve your child in light household tasks and spend quality time together as a family.
- Promote book reading (comics, fairy tales, news papers) and restrict screen time to academic use only.
- Motivate your child to feed birds, conserve water and electricity, and explore the rich heritage of India by visiting historical monuments and museums.
- Keep your child physically active through indoor games or hobby classes and ensure they stay hydrated.





**Special Note for Classes III to V:**

1. Holiday Homework will be assessed and marks will be added to the Report Card.
2. Teachers will inform students of the submission dates after the break.
3. PA1 Exams for Classes III to V will be conducted in the second week of July 2025.
4. The detailed date sheet will be shared post-vacation.

Let us together use this summer break as a time to cultivate joy, empathy and curiosity in our children.

Wishing you and your family a safe, joyful and enriching summer vacation!

Warm regards,

**Bhakti Sharma**  
**Incharge – SGN Junior School**







Have a great  
  
Vacation!





**SHANTI GYAN NIKETAN SCHOOL**  
**HOLIDAY HOMEWORK DAY WISE SCHEDULE (2025-2026)**  
**CLASS - I**

DATE	19/5	20/5	21/5	22/5	23/5	24/5	25/5	26/5	27/5	28/5
	MON	TUES	WED	THUR	FRI	SAT	SUN	MON	TUES	WED
<b>WORK</b>	English Activity-1  Maths Activity-1	EVS – Activity-1  Hindi Activity-1	English Activity-2  Maths Activity-2	EVS – Activity-2  Hindi Activity-2	Maths Activity-3  G.K.- Activity-1	FUN DAY		English Activity-3  Maths Activity-4	EVS – Activity-3  Hindi Activity-3	Art & Craft Activity-1

DATE	29/5	30/5	31/5	1/6	2/6	3/6	4/6	5/6	6/6	7/6	8/6
	THURS	FRI	SAT	SUN	MON	TUE	WED	THU	FRI	SAT	SUN
<b>WORK</b>	Computer-Activity-1  Hindi Activity-4	English Activity-4  Art & Craft Activity-2	FUN DAY		English Activity-5  Maths Activity-5	EVS – Activity-4  Hindi Activity-5	English Activity-6  Maths Activity-6	EVS – Activity-5  G.K.- Activity-2	Art & Craft Activity-3	FUN DAY	







Have a great  
**Summer**  
Vacation!

DATE	9/6	10/6	11/6	12/6	13/6	14/6	15/6	16/6	17/6	18/6
	MON	TUES	WED	THURS	FRI	SAT	SUN	MON	TUES	WED
<b>WORK</b>	English Activity-7 Maths Activity-7	EVS – Activity-6 Hindi Activity-6	Maths Activity-8 Computer-Activity-2	English Activity-8 Maths Activity-9	Art & Craft Activity-4	FUN DAY		English Activity-9 Maths Activity-10	EVS – Activity-7 Hindi Activity-7	Maths Activity-11 (Project)

DATE	19/6	20/6	21/6	22/6	23/6	24/6	25/6	26/6	27/6	28/6	29/6
	THURS	FRI	SAT	SUN	MON	TUES	WED	THURS	FRI	SAT	SUN
<b>WORK</b>	EVS – Activity-8 Hindi Activity-8	Art & Craft Activity-5	FUN DAY		English Activity-10 G.K.-Activity-3	EVS – Activity-9 (Project) Hindi Activity-9	Maths Activity-11 (Project)	EVS – Activity-9 (Project) Hindi Activity-10	Art & Craft Activity-6	FUN DAY	





## CLASS -I

### SUBJECT - ENGLISH

**Activity 1** – Read L-1 Thoroughly, Learn and Write new words of L-1.

**Activity 2** - Read L-2 Thoroughly, Learn and Write new words of the Lesson.

**Activity 3** - Learn poem 'Miss Polly' & Learn exercises of L-1, 2 & Do Pg – 14, 15 of Cursive book.

**Activity 4** - Describe the given topics in 4-5 sentences - fan, book, tree, ball, kite (To improve speaking skill) & Do Pg-16, 17 of Cursive book.

**Activity 5** - Revise L-I of grammar (Naming Words) and write two naming words for each-Person, thing, Place, Animal.

**Activity 6** - Complete activity - 6 & Do Pg – 18 in Cursive Book.

**Activity 7** - Write two blending sound words each - Ch, Br, Dr, Cl, Gr, Fl

**Activity 8** - Write capital (Cursive pattern) & Do Pg-19 in Cursive Book.

**Activity 9** - Write small (Cursive pattern) & Do Pg-20 in Cursive Book.

**Activity 10** - Learn any one short story from story book like- Champak, Panchtantra + Do Pg-21, 22 of Cursive Book.

### SUBJECT - Maths

**Activity 1** - Write Counting 1-100

**Activity 2** - Write Counting 101-200

**Activity 3** - Write and learn Table of 2

**Activity 4** - Write and learn Number Names 1 to 20

**Activity 5** - Write and learn Ordinal Numbers 1st to 10th

**Activity 6** - Do Worksheet 1 (After, Before and Between)

**Activity 7** - Do Worksheet 2 (Smallest to Biggest)

**Activity 8** - Do Worksheet 3 (Biggest to Smallest)

**Activity 9** - Do Worksheet 4 (Addition)

**Activity 10** - Do Worksheet 5 (Addition)

**Activity 11** - Make a beautiful project using different shapes. (With the minimal help of parents)

**Roll no. 1 to 13** - Wall Hanging

**Roll no. 14 to 26** - Beautiful Scenes

**Roll no. 27 to 38** - Flash cards of any two shapes with their objects

### विषय - हिन्दी

**Activity 1** - स्वर व व्यंजन याद करें।

**Activity 2** - आ की मात्रा के शब्दों की श्रुतलेख ( कोई-10).

**Activity 3** - अभ्यास कार्य-1

**Activity 4** - इ की मात्रा के शब्दों की श्रुतलेख (कोई -10).

**Activity 5** - अभ्यास कार्य-2

**Activity 6** - सुलेख माला पृष्ठ-16 करें.

**Activity 7** - सुलेख माला पृष्ठ -17 करें.

**Activity 8** - विद्यालय गीत और कोशिश करने वालों की हार नहीं होती याद करें.

**Activity 9** - अभ्यास कार्य -3

**Activity 10** - आ,इ,ई की मात्रा से संबंधित चित्र सहित दो फ़्लैश कार्ड बनाइए





### **SUBJECT - EVS**

**Activity 1** - Read Chapter-1 "Myself"

Learn new words and back exercises.

**Activity 2** – Read Chapter -2 "Our Body"

Learn new words and back exercises.

**Activity 3** - Worksheet 1

**Activity 4** - Worksheet 2

**Activity 5** - Read Chapter-3 "Keeping clean and fit".

**Activity 6** - Worksheet 3

**Activity 7** - Make an animal with "Hand Printing" on a A-4 size sheet.

**Activity 8** - Worksheet 4

**Activity 9** - Project

**Activity 9** - Project

Make two big and beautiful cutouts (with minimal parents help) according to your Roll Number.

**Roll Number 1-10** Activities you do with your hands.

**Roll Number 11-20** Activities you do with your legs.

**Roll Number 21-38** Activities you do to keep your body clean, healthy and fit.

### **SUBJECT - GENERAL KNOWLEDGE**

**Activity 1**

**Q1. What is the name of your school?**

Ans. Shanti Gyan Niketan school

**Q2. Who is the Chairman of your school?**

Ans. Mr Surinder Khurana

**Activity 2**

**Q3. Who is the Managing director of your school?**

Ans. Mr Rajkumar khurana

**Q4. Who is the Incharge of junior wing?**

Ans. Mrs. Bhakti Sharma

**Activity 3**

**Q5 . Who is the Vice Principal of your school?**

Ans. Mr. Aakash Khurana

**Q6. Who is your class teacher?**

Ans. Ms. \_\_\_\_\_





## **SUBJECT - ART N CRAFT HOLIDAY'S HOMEWORK**

**Activity-1** Do page- 11 in I am an artist book.

**Activity- 2** Draw and colour beautiful scenery using geometrical shapes. (DO THIS WORK IN YOUR ART N CRAFT FILE.)

**Activity- 3** Do page- 12 in I am an artist book.

**Activity - 4** .Make a beautiful card for your father and give it to him on Father's day (i.e. 15<sup>th</sup> June)  
(PASTE THAT CARD IN YOUR FILE AFTER THAT)

**Activity-5** Do page- 16 in I am an artist book

**Activity- 6** Make a pen stand using best out of waste material

**Please note-** Complete pages - 3,4,5,8 done in class till date in I am an artist book.

## **SUBJECT - COMPUTER**

**Activity 1** - Read and revise lessons 1 and 2 also complete the back exercises in book.

**Activity 2** - Use MS-Word and type all letters from (A-Z) and numbers (1-50). Take a Printout and Bring it.







I

English

Activity - 6

Class I

Circle the rhyming words.

1

class	glase	glass	grape
gate	plate	plain	drain
Make	fade	wake	track
Yog	dog	bow	snow
Plate	kite	gate	tree
head	green	read	dear
game	same	time	night
catch	rate	match	great
Sheep	near	real	jeep
Ice	mice	fry	tie

II

Add (s) to make many words.

cat	-	_____
apple	-	_____
book	-	_____
chains	-	_____
flower	-	_____
tree	-	_____
star	-	_____







अभ्यास कार्य - 1 Hindi class-1 5

प्र० 1. चित्र देखकर शब्द लिखो -

क)  - ख)  -



ग)  - घ)  -



प्र० 2. रिक्त स्थान भरिए -

क) राम -  छाया।  
ख) रमन -  लाया।  
ग) शब्दा -  रख।  
घ) अमन -  लगा।

अभ्यास कार्य - 2.



प्र० 1. सीता लगाकर शब्द पूरा कीजिए:



क)  - पन ख)  - दन

ग)  - कलब घ)  - गलस

प्र० 2. सही शब्द चुनिए -

चि टि वि रि डि

क)  - मान ख)  - कट

ग)  - या घ)  - बा श

# SUMMER BREAK








Hindi Class-1

6

अभ्यास कार्य - 3.

प्र० 'आ' की मात्रा के शब्द बनाओ -



प्र० अक्षर और मात्रा को जोड़ कर शब्द बनाओ

क) णि + ब + ल - \_\_\_\_\_ ख) णि + स + र - \_\_\_\_\_  
ग) णि + म + ल - \_\_\_\_\_ घ) णि + द + न - \_\_\_\_\_

प्र० रिक्त स्थान भरें -

क- शमि \_\_\_\_\_ बजा (गिटार/पिन्)

ख- अरमान \_\_\_\_\_ लाया (लेकिया/गिर)

ग- आज \_\_\_\_\_ आई (फिर/बोरिश)

घ) शमन \_\_\_\_\_ लगा। (पेटिया/मिल)

SUMMER BREAK







## Worksheet - 1

Maths Class - 1

2

### What Comes After

15

8

7

10

13

14

11

17

18

2

19

5

### What Comes Before

3

13

9

10

4

17

7

11

2

20

14

8

### What Comes in Between

16  18

7  9

10  12

17  19

1  3

8  10

9  11

18  20

6  8

15  17

14  16

2  4

# SUMMER BREAK





## Worksheet-2

Maths class-1.

3

Write smallest to biggest

a) 2      5      1      7      9

—      —      —      —      —

b) 12      15      11      17      19

—      —      —      —      —

c) 1      20      10      18      16

—      —      —      —      —

## Worksheet-3

Write biggest to smallest

a) 6      20      12      10      17

—      —      —      —      —

b) 11      16      9      19      13

—      —      —      —      —

c) 13      4      10      15      18

—      —      —      —      —

# SUMMER BREAK







Add

### Worksheet-4

Maths Class-1

4

$$\begin{array}{r} \text{T O} \\ 5 \\ + 2 \\ \hline \end{array}$$

$$\begin{array}{r} \text{T O} \\ 6 \\ + 1 \\ \hline \end{array}$$

$$\begin{array}{r} \text{T O} \\ 2 \\ + 2 \\ \hline \end{array}$$

$$\begin{array}{r} \text{T O} \\ 3 \\ + 3 \\ \hline \end{array}$$

$$\begin{array}{r} \text{T O} \\ 3 \\ + 6 \\ \hline \end{array}$$

$$\begin{array}{r} \text{T O} \\ 1 \\ + 3 \\ \hline \end{array}$$

$$\begin{array}{r} \text{T O} \\ 2 \\ + 4 \\ \hline \end{array}$$

$$\begin{array}{r} \text{T O} \\ 3 \\ + 4 \\ \hline \end{array}$$

$$\begin{array}{r} \text{T O} \\ 7 \\ + 1 \\ \hline \end{array}$$

$$\begin{array}{r} \text{T O} \\ 1 \\ + 4 \\ \hline \end{array}$$

$$\begin{array}{r} \text{T O} \\ 5 \\ + 3 \\ \hline \end{array}$$

$$\begin{array}{r} \text{T O} \\ 8 \\ + 1 \\ \hline \end{array}$$

### Worksheet-5

Add Horizontally

$$3 + 2 = \underline{\quad}$$

$$5 + 2 = \underline{\quad}$$

$$2 + 7 = \underline{\quad}$$

$$4 + 3 = \underline{\quad}$$

$$6 + 3 = \underline{\quad}$$

$$1 + 8 = \underline{\quad}$$

$$5 + 3 = \underline{\quad}$$

$$1 + 4 + 1 = \underline{\quad}$$

$$1 + 6 + 2 = \underline{\quad}$$

$$1 + 7 + 1 = \underline{\quad}$$

$$2 + 4 + 2 = \underline{\quad}$$

$$5 + 1 + 1 = \underline{\quad}$$

$$2 + 3 + 4 = \underline{\quad}$$

$$4 + 2 + 2 = \underline{\quad}$$

# SUMMER BREAK








WORKSHEET - 1

EVS - Class - I

## Body Parts

Match it to the correct body part



Hair	Eye	Nose	Ear	Hand
Foot	Leg	Neck	Teeth	Arm

SUMMER BREAK





Worksheet-2

# Taste

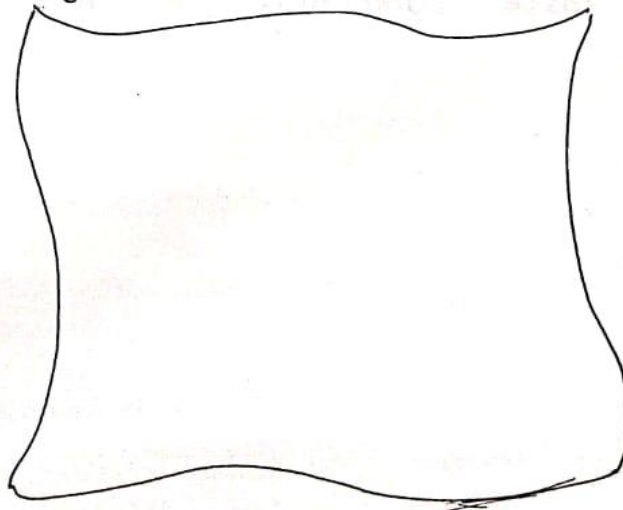
E.V.S- Class-I

8

We use our mouth to taste.  
Paste something you taste.

# See

We use our eyes to see.  
Look in the mirror. Draw what  
you see in the mirror



SUMMER BREAK





WORKSHEET-3

EVS - Class - I

# Touch

We use our hands to touch.  
Paste something you touch in the class.

# Smell

We use our nose to smell.  
Paste something you smell in the garden.

SUMMER BREAK







WORKSHEET-4

# Hear

E.V.S - Class - I

10

We use our ears to hear.

Paste something you hear at zoo.

SUMMER BREAK

