

SHANTI GYAN NIKETAN SCHOOL

Goyla (Dwarka) Near Sector-19, New Delhi-110071

Ph No's.: 7042898935-36-42

Website: www.shantigyanniketan.org E-mail: sgnjunior89@gmail.com

Subject: Summer Vacation (Nursery – Class V)

Dear parents,

The summer vacation begins from **Tuesday 16th May 2023 to Sunday 2nd July 2023** and school will reopen on **Monday 3rd July 2023**.

To ensure that the students have constructive holidays besides relaxing and enjoying those little pleasures which get left behind due to busy school routine/schedule, school has prepared HOLIDAYS HOMEWORK to keep them active and observant.

Holiday homework is planned on a calendar-based concept to make it easier for the parents and students to plan their vacation in a better way. Now this is the perfect moment for your child to explore experiment and experience activities that would otherwise remain inaccessible or even unknown. It's a special time in which they can discover new interest and expands their horizons in ways that can never be replace or undone.

Encourage your ward to:

- **Read books** – anything from comics, newspaper to fairy tales explore the imaginative world and improve your language skills at the same time.
- **Exercise**, play indoor games or join clubs to channelize your energy and to stay fit
- Visit **cultural** and **historical places** and learn about our rich heritage
- Watch **fun videos** and movies suitable for your age. You can also watch **National Geographic channel**.
- Visit grandparents and relatives to improve **social skills**.
- **Communicate in English** with parents, friends and relatives
- Enjoy your **hobby**.

These holidays are also a great opportunity to spend quality time together as a family. KNOW EACH OTHER BETTER!

Please note:–



1. School will re-open on 3rd July 2023.all holiday assignments will be accessed and graded as a part of the internal evaluation.
2. **PA1 test** will be held in 2nd week of July2023 for class III to V and **First round of Term-1** for classes I and II. The date sheet of the same will be released after the summer vacation.
3. The school management has decided to organize sports/co-curricular Activity Camp (**Free of Cost**) from **Tuesday, May 16th 2023 to Wednesday, May 31st, 2023** for students who are interested in these activities and want to excel in **Dance, Music, Art & Craft, Instrumental Music, Handball, Basketball, Lawn Tennis, Football, Skating, Yoga and Taekwondo**. Interested students may collect the form from the respective coach.


Thanking You,

Ms.Bhakti Sharma
Incharge Junior Wing

SHANTI GYAN NIKETAN SCHOOL
HOLIDAY HOMEWORK DAY WISE SCHEDULE (2023-2024)



CLASS - II

| Date | 17/5/23 Wednesday | 18/5/23 Thursday | 19/5/23 Friday | Saturday & Sunday | 22/5/23 Monday | 23/5/23 Tuesday | 24/5/23 Wednesday | 25/5/23 Thursday | 26/5/23 Friday | Saturday & Sunday |
|------|--|---|---|---|---|--|--|---|---|---|
| Work | English Cursive Writing pg. 5 Maths Do worksheet 1. | Hindi वर्कशीट-1 EVS Activity-1 | English Worksheet -1 Art & Craft Activity-1 |  Enjoy | Hindi सुलेखमाला- pg. 3 EVS Activity-2 | Computer Activity-1 Maths Do worksheet- 2 | English Worksheet-2 Hindi सुलेखमाला- pg. 4 | Art & Craft Activity-2 Maths Do worksheet-3 | English Cursive Writing pg. 6 Hindi वर्कशीट-2 |  Enjoy |

| Date | 29/5/23 Monday | 30/5/23 Tuesday | 31/5/23 Wednesday | 1/6/23 Thursday | 2/6/23 Friday | Saturday & Sunday | 5/6/23 Monday | 6/6/23 Tuesday | 7/6/23 Wednesday | 8/6/23 Thursday |
|------|---|--|--|--|---|---|--|---|--|---|
| Work | G.K. Revise pg. 7 Maths Do worksheet -4 | English Workshee t-3 Hindi सुलेखमाला -pg. 5 | English Cursive Writing pg. 7 Maths Do worksheet 5 | Art & Craft Activity-3 Hindi सुलेखमाला -pg. 6, 7 | Hindi सुलेखमाला- pg. 8 EVS Activity-3 |  Enjoy | English Worksheet- 4 Maths Do worksheet-6 | Hindi सुलेखमाला- pg. 9 EVS Activity-4 | English Cursive Writing pg. 8 Art & Craft Activity-4 | Computer Activity-2 Hindi सुलेखमाला- pg. 10, 11 |

SHANTI GYAN NIKETAN SCHOOL
HOLIDAY HOMEWORK DAY WISE SCHEDULE (2023-2024)

CLASS - II

| Date | 9/6/23 Friday | Saturday & Sunday | 12/6/23 Monday | 13/6/23 Tuesday | 14/6/23 Wednesday | 15/6/23 Thursday | 16/6/23 Friday | Saturday & Sunday | 19/6/23 Monday | 20/6/23 Tuesday |
|------|--|---|---|---|---|---|---|---|---|---|
| Work | English Worksheet- 5 Maths Do worksheet 7 |  Enjoy | G.K. Revise pg. 8 Hindi सुलेखमाला- pg. 12,13 | Art & Craft Activity-5 Maths Do worksheet 8 | English Cursive Writing pg. 9 Hindi वर्कशीट-3 | Hindi सुलेखमाला- pg. 14,15 EVS Activity-5 | English Cursive Writing pg. 10 Hindi वर्कशीट-4 |  | Art & Craft Activity-6 Hindi सुलेखमाला- pg. 16,17 | English Cursive Writing pg. 11 Hindi वर्कशीट-5 |

| Date | 21/6/23 Wednesday | 22/6/23 Thursday | 23/6/23 Friday | Saturday & Sunday | 26/6/23 Monday | 27/6/23 Tuesday | 28/6/23 Wednesday | 29/6/23 Thursday | 30/6/23 Friday |
|------|---|--|---|---|---|---|--|--|--|
| Work | Computer Activity-3 EVS Activity-6 | English Cursive Writing pg. 12 Hindi वर्कशीट-6 | G.K. Revise pg. 9 & 10 EVS Activity-7 |  Enjoy | Art & Craft Activity-7 Hindi वर्कशीट-7 | English Worksheet -6 Maths Do worksheet 9 | Maths Learn table 2 to 6 Hindi सुलेखमाला- pg. 18,19 | English Cursive Writing pg. 13 Maths Do worksheet 10 | English Worksheet-7 Computer Activity-4 EVS Activity-8 |

Note:

- * Revise syllabus of all subjects done so far.
- * Do the given work in 3 in 1 notebook.

HOLIDAY HOME-WORK

CLASS-II

SUBJECT – EVS

Activity-1 Paste pictures of energy giving food, body building food and protective food on different sheets.

Activity-2 Paste pictures of activities you enjoy with your family.

Activity-3 Use dried seeds and make a pictures by pasting them on A-4 size sheet. You can use paints, glitters etc. to decorate.

Activity-4 Make a poster of any one table manner you should follow.

Activity-5 Make a family tree using twigs. Dried leaves and pictures of your family members on coloured sheet.

Activity-6 With the help of your parents, prepare any dish (cooking without fire). List all the ingredients. Click its pictures and paste on a sheet.

Activity-7 Decorate a folder. (Bring all sheets of holiday home work in it).

Activity-8 Project Work (5 marks)

Make a beautiful chart on the given topic according to your roll number.

| Roll No. | Topic |
|-----------------|------------------------------------|
| 1 to 7 | => Republic Day / Independence Day |
| 8 to 14 | => Diwali / Holi |
| 15 to 21 | => Janmashtami / Basant Panchami |
| 22 to 28 | => Gandhi Jayanti / Children's Day |
| 29 to 35 | => Christmas / Teacher's Day |

Fun Activity

- ❖ Walk Together:- go for walks with your family. You will realize, you have two of God's greatest gifts- Nature and your family.
- ❖ Inculcate good manners, healthy habits and respect for elders Parents are requested to give a well done card for each good habit or work. Like making their own bed, watering the plants, laying dinner table, wishing elders etc. during holidays. They will bring the collected cards in class to see how many cards each of them have got.

ENGLISH

Worksheet-1

Write the plural of each noun.

- | | |
|------------------|--------------------|
| 1. Leaf - | 6. story - |
| 2. day - | 7. thief - |
| 3. wolf - | 8. basket - |
| 4. baby - | 9. train - |
| 5. mango - | 10. finger - |

Worksheet-2

Complete the sentence with correct article.

| | | |
|---|----|-----|
| a | an | the |
|---|----|-----|

1. I want cup of tea.
2. There is orange on the table.
3. sun is shining in the sky.
4. Rachit is very intelligent boy.
5. I want to go for picnic.
6. rooms of our school are airy.
7. aeroplane is the fastest means of transport.

Worksheet-3

Number these words in an alphabetical order.

- | | | | | | | | |
|-----------|--------------------------|--------|--------------------------|--------|--------------------------|-------|--------------------------|
| 1. door | <input type="checkbox"/> | eagle | <input type="checkbox"/> | banana | <input type="checkbox"/> | duck | <input type="checkbox"/> |
| 2. monkey | <input type="checkbox"/> | book | <input type="checkbox"/> | watch | <input type="checkbox"/> | mango | <input type="checkbox"/> |
| 3. goat | <input type="checkbox"/> | shoe | <input type="checkbox"/> | gate | <input type="checkbox"/> | water | <input type="checkbox"/> |
| 4. star | <input type="checkbox"/> | mouth | <input type="checkbox"/> | wax | <input type="checkbox"/> | sun | <input type="checkbox"/> |
| 5. pencil | <input type="checkbox"/> | engine | <input type="checkbox"/> | eraser | <input type="checkbox"/> | pant | <input type="checkbox"/> |

Worksheet-4

Complete the sentences with suitable conjunctions.

| | | |
|----|-----|-----|
| or | but | and |
|----|-----|-----|

1. My mother bought apples, oranges grapes.
2. Eagles fly alone sheep flock together.
3. You must study you will fail.
4. I love to eat bread butter.
5. My sister is tired hungry.
6. Fast food is tasty unhealthy.

ENGLISH

Activity-5 Write any 7 sentences about the place you visited during summer break. Paste pictures also.

Activity-6 Write 8 sentences to summarize your daily routine during summer break.

Activity-7 Make sentences (flowers, children, park, house, cloud, birds).

Activity-8 Learn an English story with moral.

MATHS

Assignment-1

Q. Write number names:

- | | |
|----------|----------|
| a) 98 - | g) 154 - |
| b) 102 - | h) 112 - |
| c) 145 - | i) 129 - |
| d) 200 - | j) 130 - |
| e) 171 - | k) 183 - |
| f) 167 - | l) 199 - |

Assignment-2

Q. Write expanded form.

- | | | |
|-----------------------|----------|----------|
| a) 146 - 100 + 40 + 6 | d) 69 - | g) 115 - |
| b) 108 - | e) 123 - | h) 188 - |
| c) 130 - | f) 191 - | |

Q. Write the place value of underlined digit.

- | | | |
|-------------------|-------------------|------------------|
| a) 16 <u>7</u> - | c) 1 <u>2</u> 9 - | e) 11 <u>3</u> - |
| b) <u>1</u> 74 - | d) 1 <u>5</u> 9 - | f) <u>1</u> 38 - |
| g) 1 <u>8</u> 2 - | | |

Assignment-3

Q. Subtraction

- | | | | |
|--|--|--|--|
| a) $\begin{array}{r} 58 \\ - 44 \\ \hline \end{array}$ | d) $\begin{array}{r} 14 \\ - 12 \\ \hline \end{array}$ | g) $\begin{array}{r} 34 \\ - 22 \\ \hline \end{array}$ | j) $\begin{array}{r} 19 \\ - 1 \\ \hline \end{array}$ |
| b) $\begin{array}{r} 59 \\ - 44 \\ \hline \end{array}$ | e) $\begin{array}{r} 72 \\ - 71 \\ \hline \end{array}$ | h) $\begin{array}{r} 19 \\ - 5 \\ \hline \end{array}$ | k) $\begin{array}{r} 51 \\ - 30 \\ \hline \end{array}$ |
| c) $\begin{array}{r} 68 \\ - 18 \\ \hline \end{array}$ | f) $\begin{array}{r} 63 \\ - 10 \\ \hline \end{array}$ | i) $\begin{array}{r} 44 \\ - 14 \\ \hline \end{array}$ | |

Assignment-4

Q. Circle the number that is even.

- | | | | |
|--|--|--|--|
| a) <input type="text" value="2, 7"/> | d) <input type="text" value="12, 17"/> | g) <input type="text" value="17, 14"/> | j) <input type="text" value="36, 21"/> |
| b) <input type="text" value="9, 6"/> | e) <input type="text" value="21, 2"/> | h) <input type="text" value="25, 4"/> | k) <input type="text" value="28, 47"/> |
| c) <input type="text" value="13, 16"/> | f) <input type="text" value="7, 18"/> | i) <input type="text" value="20, 1"/> | l) <input type="text" value="48, 31"/> |

Assignment-5

Q1- Study the table given below and answer the questions.

| Car | No. of Cars |
|-------------|-------------|
| Red Cars | 16 |
| Green Cars | 12 |
| Blue Cars | 5 |
| Black Cars | 4 |
| Orange Cars | 13 |

- Q. How many red and black cars are all together?
Q. How many more orange cards than blue cars are there?
Q. How many orange cars are there?
Q. How many green and orange cars are all together?

Leonard went to the fruit shop and looked to all the fruit:-



- Q2. Answer the following question.
a) Which fruit was the costliest.
b) Which fruit was the cheapest.
c) Which fruit could be buy if he has Rs.50?
d) Which two fruits could he buy if he had Rs. 70?

Assignments 6

Mental Maths

- a) The number for one hundred six is
116 160 106
b) _____ is the fifth day of the week.
c) $5 \times 6 = \square$ d) $2 \times 9 = \square$ e) $115 \square 117$
f) $\square 130$ g) $131 + 9 = \square$ h) $\square + 3 = 20$

Assignment-7

Q. Addition.

- a)
$$\begin{array}{r} 16 \\ + 13 \\ \hline \end{array}$$
- b)
$$\begin{array}{r} 23 \\ + 14 \\ \hline \end{array}$$
- c)
$$\begin{array}{r} 30 \\ 26 \\ + 32 \\ \hline \hline \end{array}$$
- d)
$$\begin{array}{r} 46 \\ + 34 \\ \hline \end{array}$$
- e)
$$\begin{array}{r} 24 \\ + 6 \\ \hline \end{array}$$
- f)
$$\begin{array}{r} 76 \\ 10 \\ + 11 \\ \hline \end{array}$$
- g)
$$\begin{array}{r} 14 \\ + 25 \\ \hline \end{array}$$
- h)
$$\begin{array}{r} 32 \\ + 8 \\ \hline \end{array}$$
- i)
$$\begin{array}{r} 51 \\ 7 \\ + 20 \\ \hline \end{array}$$
- j)
$$\begin{array}{r} 30 \\ + 14 \\ \hline \end{array}$$
- k)
$$\begin{array}{r} 28 \\ 31 \\ + 40 \\ \hline \end{array}$$
- l)
$$\begin{array}{r} 45 \\ 21 \\ + 33 \\ \hline \end{array}$$

Assignment-8

$$\begin{array}{r} \text{a)} \quad 5 \ 8 \\ - \quad 4 \ 4 \\ \hline \\ \hline \end{array}$$

$$\begin{array}{r} \text{d)} \quad 1 \ 4 \\ - \quad 1 \ 2 \\ \hline \\ \hline \end{array}$$

$$\begin{array}{r} \text{g)} \quad 3 \ 4 \\ - \quad 2 \ 2 \\ \hline \\ \hline \end{array}$$

$$\begin{array}{r} \text{b)} \quad 5 \ 9 \\ - \quad 4 \ 4 \\ \hline \\ \hline \end{array}$$

$$\begin{array}{r} \text{e)} \quad 7 \ 2 \\ - \quad 7 \ 1 \\ \hline \\ \hline \end{array}$$

$$\begin{array}{r} \text{h)} \quad 1 \ 9 \\ - \quad \quad 5 \\ \hline \\ \hline \end{array}$$

Assignment-9

Q. Write the numbers in increasing order.

a) 145, 175, 165 = _____, _____, _____.

a) 128, 31, 100 = _____, _____, _____.

a) 186, 168, 108 = _____, _____, _____.

Q. Write the numbers in decreasing order.

a) 135, 200, 154 = _____, _____, _____.

a) 179, 197, 117 = _____, _____, _____.

a) 102, 120, 101 = _____, _____, _____.

Art & Craft

Activity 1 – Do page-7 of art spice book.

Activity 2 – Draw and colour beautiful scenery using geometrical shapes.

Activity 3 – Do page-14 of art spice book.

Activity 4 – Do page-19 of art spice book.

Activity 5 – Colour the given sheet and make a card and gift it to your father on Father's Day
(i.e. sun, Jun 18,2023).

Activity 6 – Do page-41 of art spice book.

Activity 7 – Use a chart paper to make an animal face mask. You can also make it look like your pet.

Computer

Activity 1 – Draw and colour parts of computer on A3 sheet and learn the spellings.

Activity 2 – Write about 'My-self' in Ms-word atleast 5 lines and takeout print out.

Activity 3 – Complete given sheet.

Activity 4 – Read and learn chapter-1 and 2.

वर्कशीट - 1

प्र०. उचित संज्ञा से खाली स्थान भरिए ।

तितली पतंग घर दिल्ली कौथल
शेर आसमान बालक फल महेली

1. _____ जंगल का राजा है ।
2. फूल पर _____ बैठी है ।
3. मोहन का _____ बड़ा है ।
4. पापा बाजार से _____ लाए हैं ।
5. बगीचे में _____ खेल रहे हैं ।
6. राधव _____ उड़ा रहा है ।
7. _____ नीला है ।
8. तालाब में _____ तैर रही है ।
9. _____ गाना गा रही है ।
10. लालकिला _____ में है ।

वर्कशीट - 2

प्र० नीचे दिए गए वर्णों को सही क्रम में लगाकर सही शब्द बनाओ।

1. य ना ल रि _____
2. खा च र _____
3. म टा चि _____
4. इ क न ध _____
5. र व सा त _____
6. वा र वि र _____
7. ला क रे _____
8. न ज शे व _____
9. डि या चि _____
10. र जा नू ख _____

वर्कशीट - 3

प्र० नीचे लिखे शब्दों में सही जगह पर मात्रा लगाइए।

- | | |
|------------------|-------------------|
| 1. दर्शन - _____ | 2. कहेंआ - _____ |
| 3. कआ - _____ | 4. बुढ़या - _____ |
| 5. मूँठे - _____ | 6. चल - _____ |

वर्कशीट - 4

प्र०. चीजों के रंग लिखो ।

- | | |
|------------------------|-------------------|
| 1. आसमान - _____ | 2. कोंआ - _____ |
| 3. टमाटर - _____ | 4. पालक - _____ |
| 5. सूरजमुखी - _____ | 6. स्याही - _____ |
| 7. पत्ता - _____ | 8. बाल - _____ |
| 9. ब्लैक बोर्ड - _____ | 10. ढाँत - _____ |

वर्कशीट - 5

प्र०. उड़ने वालों के आगे ✓ लगाएँ ।

- | | |
|-------------------------------------|---|
| 1. बकरी - <input type="checkbox"/> | 2. मक्खी - <input type="checkbox"/> |
| 3. तोता - <input type="checkbox"/> | 4. मशीन - <input type="checkbox"/> |
| 5. चूहा - <input type="checkbox"/> | 6. आदमी - <input type="checkbox"/> |
| 7. कबूतर - <input type="checkbox"/> | 8. हवाई जहाज - <input type="checkbox"/> |
| 9. तितली - <input type="checkbox"/> | 10. चिड़िया - <input type="checkbox"/> |

वर्कशीट - 6


प्र० शब्द माला बनाओ ।

- 1) चना → नाम → _____ → _____ → _____ → _____
- 2) नीली → लीची → _____ → _____ → _____ → _____
- 3) दृश → रात → _____ → _____ → _____ → _____
- 4) परदा → दादा → _____ → _____ → _____ → _____
- 5) वस्ता → तालाब → _____ → _____ → _____ → _____

वर्कशीट - 1


प्र० शब्दों को शुद्ध करके लिखिए ।

1. कुड़ा - _____
2. खुशनु - _____
3. भूतलेख - _____
4. तरबुज - _____
5. सूधार - _____
6. कक्षा कार्य - _____
7. अगश - _____
8. कपड़े - _____
9. व्रह्मकार्य - _____
10. कहानि - _____



SHANTI GYAN NIKETAN SCHOOL

COMPUTER



Choose the word that describes the pictures and type correct answer in the box:

Scanner

CPU

Keyboard

Web Camera

Printer

Mouse

Speaker

Light pen

Joystick

Monitor

Microphone

Pen Drive

























Happy Father's Day

